



Phonics

A - H P S T LN
LLSS



Why learn to read (better)?

To protest against injustice is the foundation of all our American democracy.

- Thurgood Marshall

"If freedom of speech is taken away, then dumb and silent we may be led, like sheep to the slaughter."

- George Washington

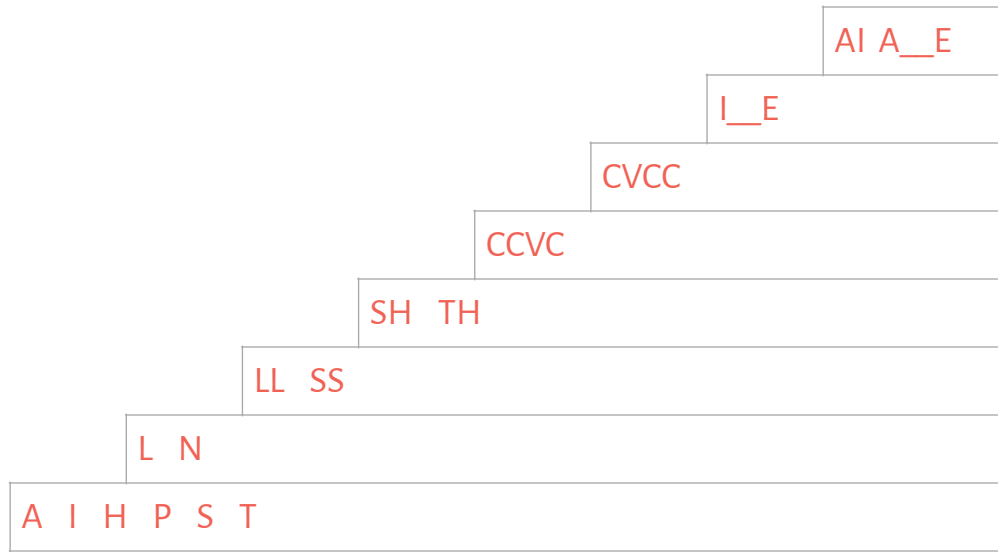
"Tell me and I forget. Teach me and I remember. Involve me and learn."

- Ben Franklin

"Darkness cannot drive out darkness; only light can do that. Hate cannot drive out hate; only love can do that."

- Rev. Martin Luther King, Jr.





Step 1

A, I, H, P, S, T

You will need:

Letter Cards		Word & Picture Cards			
vowels (green)	a i	at	it	tap	hip
Beginnings (red)	h p s t	pat	pit	sap	
Endings (purple)	p t	sat	sit	tip	
		hat	hit	sip	

Word Chain Ideas

at → pat → sat → hat

it → hit → sit → pit

at → pat → sat → hat → hit → sit → pit → it

hit → hip → sip → sit




sat → sap → sip → sit

hit → hip → tip → tap → sap → sip

Instructor Tips

Word Building and Chaining

Use the vowel and beginning letter tiles listed on the introduction page for Step 1 to make words and ask the child to read the words aloud. After making a word the child or adult can write it below. Swap out one letter at a time to make new words to read and write.



.....

.....

.....

.....

.....

.....

.....

.....

.....

.....

.....

.....

Instructor Tips

Picture Matching

Fill in the blanks on this page and ask the child to read the words aloud.


Alternatives:

Match the words cards to the pictures.

Build the words with the letter tiles.

Extra Stars




Additional instruction for students who have advanced quickly.



_ a _

_ a _

_ a _



_ i _

_ i _

_ i _

Instructor Tips

Tracing

Fill in the blanks on this page and ask the child to read the words aloud.

Alternatives:

Match the words cards to the pictures.

Build the words with the letter tiles.

pat

pat

sat

sat

hat

hat

pit

pit

sit

sit

hit

hit

Instructor Tips

Sorting

Write the words from the word bank in the correct column. Ask the child to read the words aloud after sorting is complete.

Alternative:

Complete the sorting using the letter tiles and word cards.

Extra Stars

Additional instruction for students who have advanced quickly.

hat
sat
pat
pit
site
hit

h

.....

.....

p

.....

.....

s

.....

.....

Instructor Tips

Reading

Read these sentences aloud, pointing to each word as you read, and ask the child to read aloud the words in bold.

Extra Stars

Additional instruction for students who have advanced quickly.

Can you **sit** down?

I have a **hat** on my head.

He **sat** on the mat.

I spit out the **pit**.




She **hit** the ball.

Come **pat** the cat.

Instructor Tips

Word Building and Chaining

Use all letter tiles listed on the introduction page for Step 1 to make words and ask the child to read the words aloud. After making a word the child or adult can write it below. Swap out one letter at a time to make new words to read and write.



.....

.....

.....

.....

.....

.....

.....

.....

.....

.....

.....

.....

Instructor Tips

Picture Matching

Fill in the blanks on this page and ask the child to read the words aloud.

Alternatives:

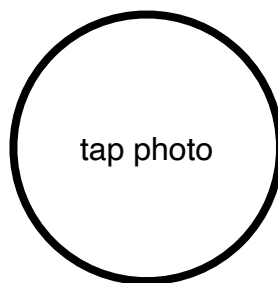
Match the words cards to the pictures.

Build the words with the letter tiles.

Extra Stars




Additional instruction for students who have advanced quickly.

sap photo



s _ _

t _ _



s _ _

h _ _

t _ _

Instructor Tips

Tracing

Ask the child to read the words aloud and then write them three times.

tap

tap

sap

sap

tip

hat

pit

tip

sip

sip

hip

hip

Instructor Tips

Sorting

Write the words from the word bank in the correct column. Ask the child to read the words aloud after sorting is complete.

Alternative:

Complete the sorting using the letter tiles and word cards.

sap	tap	hip
tip	sip	hat
hit	sat	

h

.....

.....

.....

t

.....

.....

s

.....

.....

.....

Instructor Tips

Reading

Read these sentences aloud, pointing to each word as you read, and ask the child to read aloud the words in bold.

Extra Stars

Additional instruction for students who have advanced quickly.

I have a hand on my **hip**.

The **sap** came from a tree.

Can you **tap** him for me?

Tap the **tip** of your nose.

Take a **sip** of the **sap**.

Tap her on the **hip**

Instructor Tips

Sorting

Write the words from the word bank in the correct column. Ask the child to read the words aloud after sorting is complete.

Alternative:

Complete the sorting using the letter tiles and word cards.

i

a

.....

.....

.....

.....

.....

.....

.....

.....

.....

.....

hat

sit

tip

tap

sap

hip

pat

sip

sat

pit

Instructor Tips

Reading

Read these sentences aloud, pointing to each word as you read, and ask the child to read aloud the words in bold.

Extra Stars

Additional instruction for students who have advanced quickly.

He **sat** on the **sap**.

It is on the **tip** of my **hip**.

Come **sit** at the **pit**.

She **hit** the **hat**.

You can **pat** it or **tap** it.

I **sat** and took a **sip**.

Instructor Tips

Card Activities

These are ideas for extra practice with the words. See if you can come up with more!

Always have the child read the word when using a card.

If appropriate for the child, after any of these activities you can practice writing the words.

Extra Stars

Additional instruction for students who have advanced quickly.

Matching

Match the word and picture cards.

Spelling

Choose a picture card and use the letter tiles to spell the word. Repeat the process.

Sorting

Make pairs or groups of word cards based on a similarity (same first letter, vowel, or final letter).

Concentration

Turn the word and picture cards facedown and find the pairs.

OR

Turn the word cards facedown and collect pairs of word cards that have a matching first letter, vowel, or final letter.